

# 2020

In 2020 there were **114** reports taken requiring the use of force.

**44,667** Calls for Service

**1,895** Calls for Service Resulting in an Arrest

**2,080** Arrests (138 reports with more than 1 arrest)

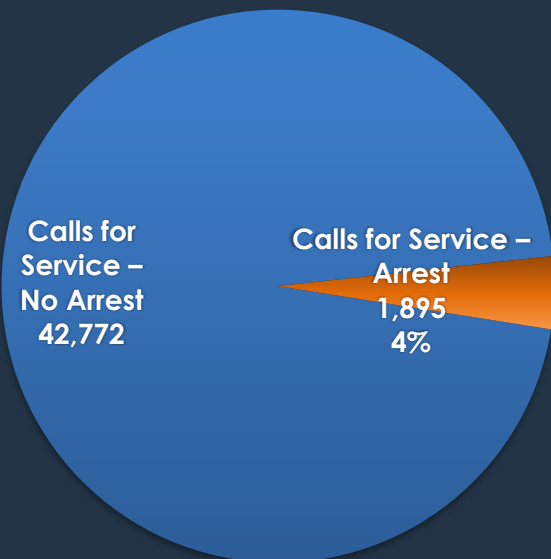
**114** Use of Force Reports

**4%** of calls for service resulted in an arrest

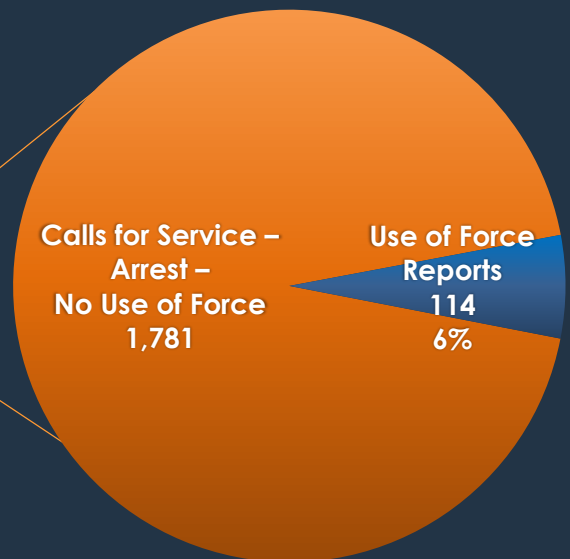
**6%** of arrest reports required use of force

**Calls for Service Resulting in an Arrest**

**Calls for Service Resulting in an Arrest Requiring Use of Force**



Total: 44,667



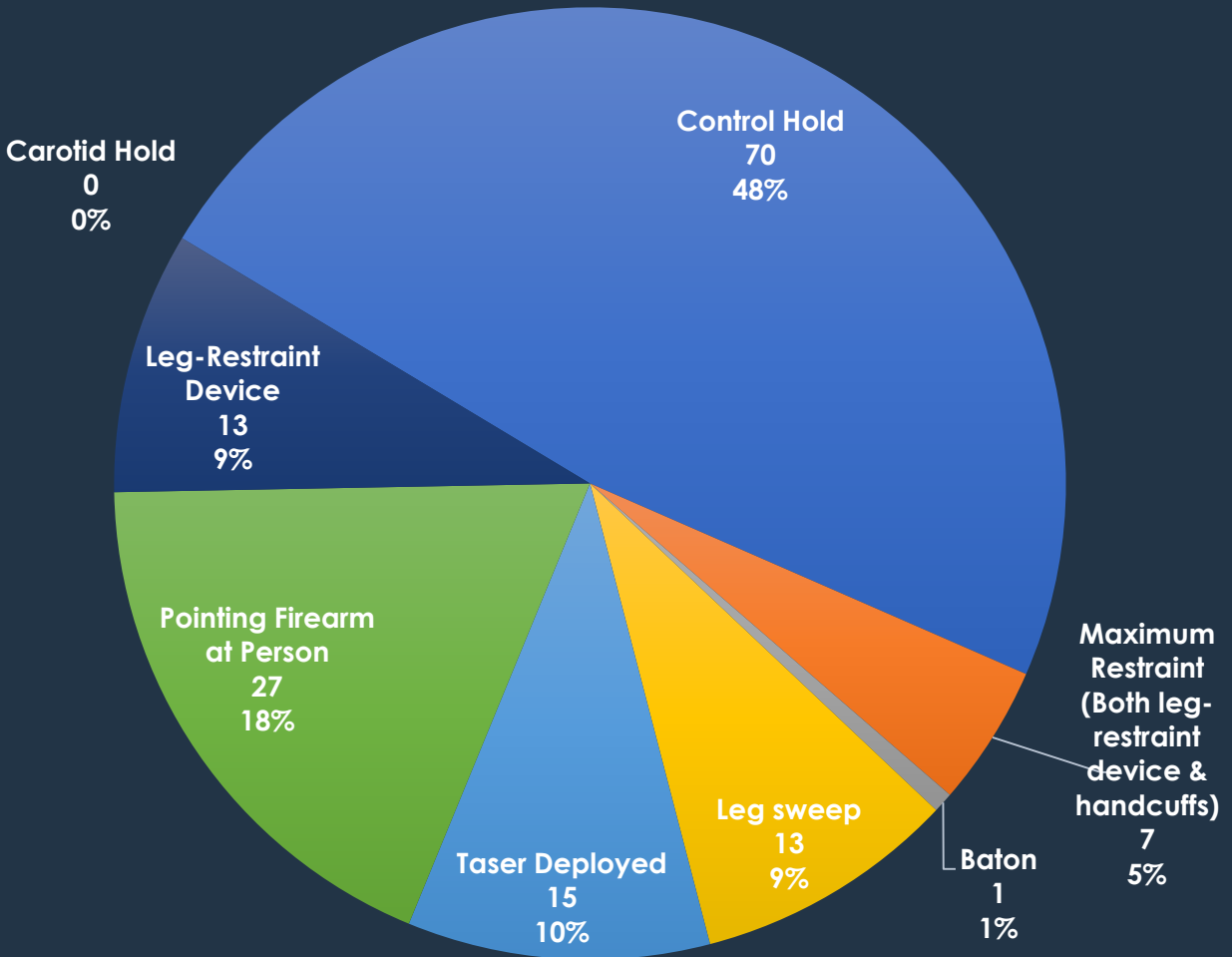
Total: 1,895

**0.25%** of calls for service resulted in the use of force

# 2020

## Use of Force Types

114 reports taken requiring the use of force  
146 types of force used



Use of Force Type	Count	Use of Force Type	Count
Control Hold	70	Leg Sweep	13
Pointing Firearm at Person	27	Maximum Restraint (Both leg-restraint device & handcuffs)	7
Taser Deployed	15	Baton	1
Leg-Restraint Device	13	Carotid Hold	0
<b>T O T A L : 1 4 6</b>			